

Figure 1: Comparison of publication times between Jun (left) and Dec (right)

Step	Month	Min.	1st Qu.	Median	Mean	3rd Qu.	Max.
Download directory	Jun	2.29	7.28	32.62	62.57	50.30	1170.00
	Dec	2.02	5.19	6.92	9.73	10.26	493.40
Est. intro. points	Jun	6.05	16.51	23.38	28.58	33.67	110.40
	Dec	2.33	7.54	9.61	10.95	12.55	48.01
Stabilize descriptor	Jun	0.44	30.70	30.98	30.78	31.28	32.07
	Dec	13.08	30.71	31.00	30.99	31.29	31.98
Upload descriptor	Jun	0.28	1.16	2.04	4.21	4.17	313.10
	Dec	0.35	2.90	4.68	6.37	7.89	65.45
Publication total	Jun	22.85	70.13	90.20	126.10	130.30	1290.00
	Dec	39.38	49.80	54.48	58.04	61.40	546.10

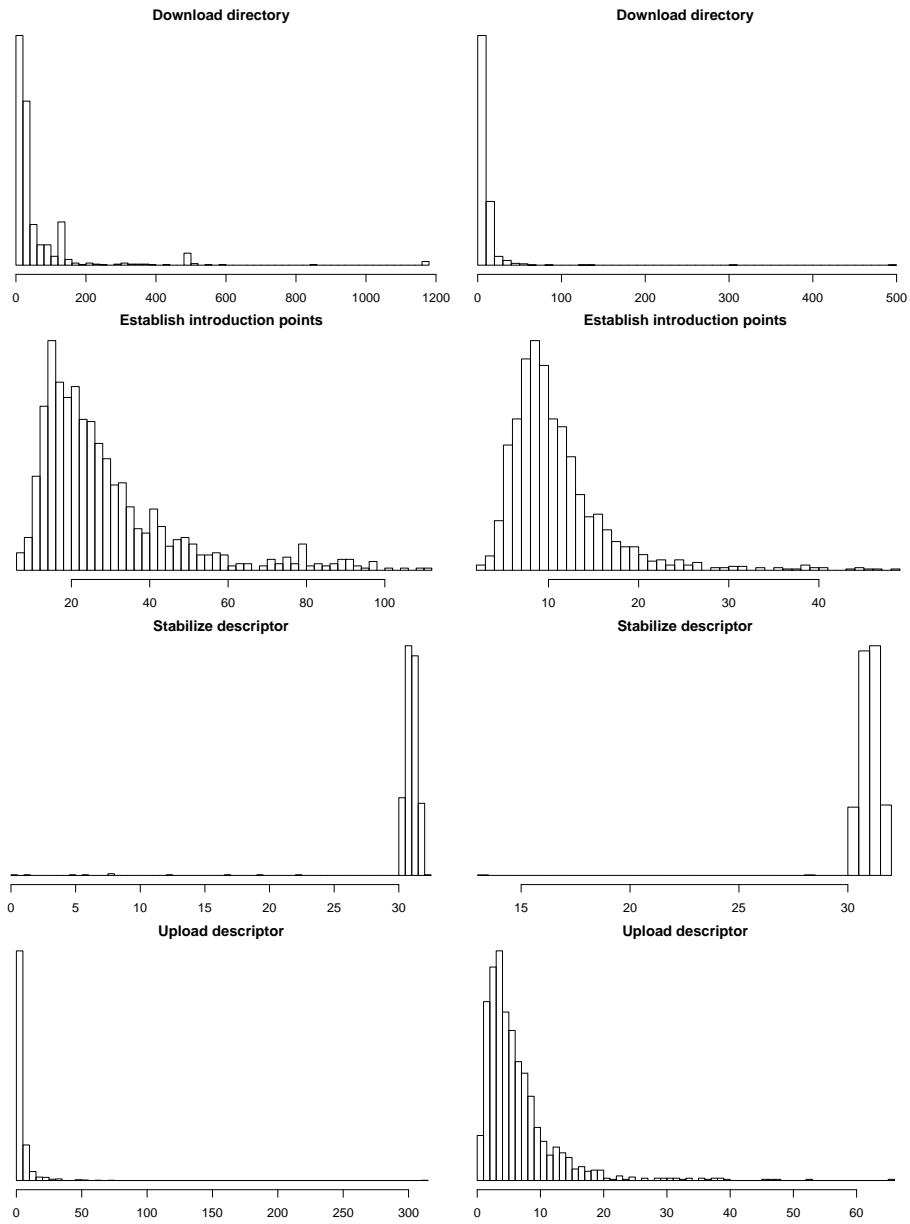


Figure 2: Comparison of publication time substeps between Jun (left) and Dec (right)

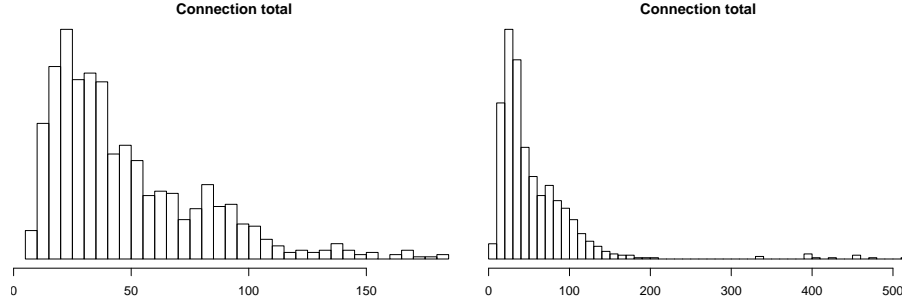


Figure 3: Comparison of connection establishment times between Jun (left) and Dec (right)

Step	Month	Min.	1st Qu.	Median	Mean	3rd Qu.	Max.
Open dir. conn.	Jun	0.15	0.88	1.93	4.04	4.10	67.55
	Dec	0.13	1.21	2.70	4.69	5.18	90.71
Fetch descriptor	Jun	0.13	0.87	2.15	6.36	6.09	81.98
	Dec	0.15	2.25	6.31	16.18	18.02	109.60
Open rend. circ. (C)	Jun	0.00	0.00	0.00	5.37	0.00	96.33
	Dec	0.00	0.00	0.00	3.94	0.00	96.55
Establish rend. point	Jun	0.04	0.56	1.69	3.73	3.63	51.22
	Dec	0.06	0.71	1.70	3.64	3.73	52.66
Open intro. circ.	Jun	0.08	1.85	3.90	13.18	9.68	100.80
	Dec	0.18	1.90	3.70	10.07	8.77	98.84
Introduce1&Ack	Jun	0.08	1.28	2.40	4.08	4.30	53.60
	Dec	0.12	1.18	2.09	3.13	3.91	30.45
Introduce1&2	Jun	0.17	1.50	2.38	3.61	3.72	53.59
	Dec	0.16	1.18	1.80	2.59	2.84	54.28
Open rend. circ. (S)	Jun	0.08	2.10	3.74	6.29	7.26	51.50
	Dec	0.19	1.47	2.84	5.39	6.22	52.22
Rendezvous1&2	Jun	0.16	1.46	2.43	3.80	4.30	32.30
	Dec	0.18	1.16	2.07	3.59	3.74	35.78
Send Begin cell	Jun	0.35	1.88	2.87	5.18	4.64	95.70
	Dec	0.18	1.16	2.13	3.63	3.80	56.39
Send Connected cell	Jun	0.18	1.36	2.34	3.83	4.08	61.38
	Dec	0.08	1.16	1.96	8.51	3.78	434.70
Connection total	Jun	6.86	23.80	37.83	48.06	64.74	180.70
	Dec	4.69	25.25	39.46	56.00	73.03	513.70

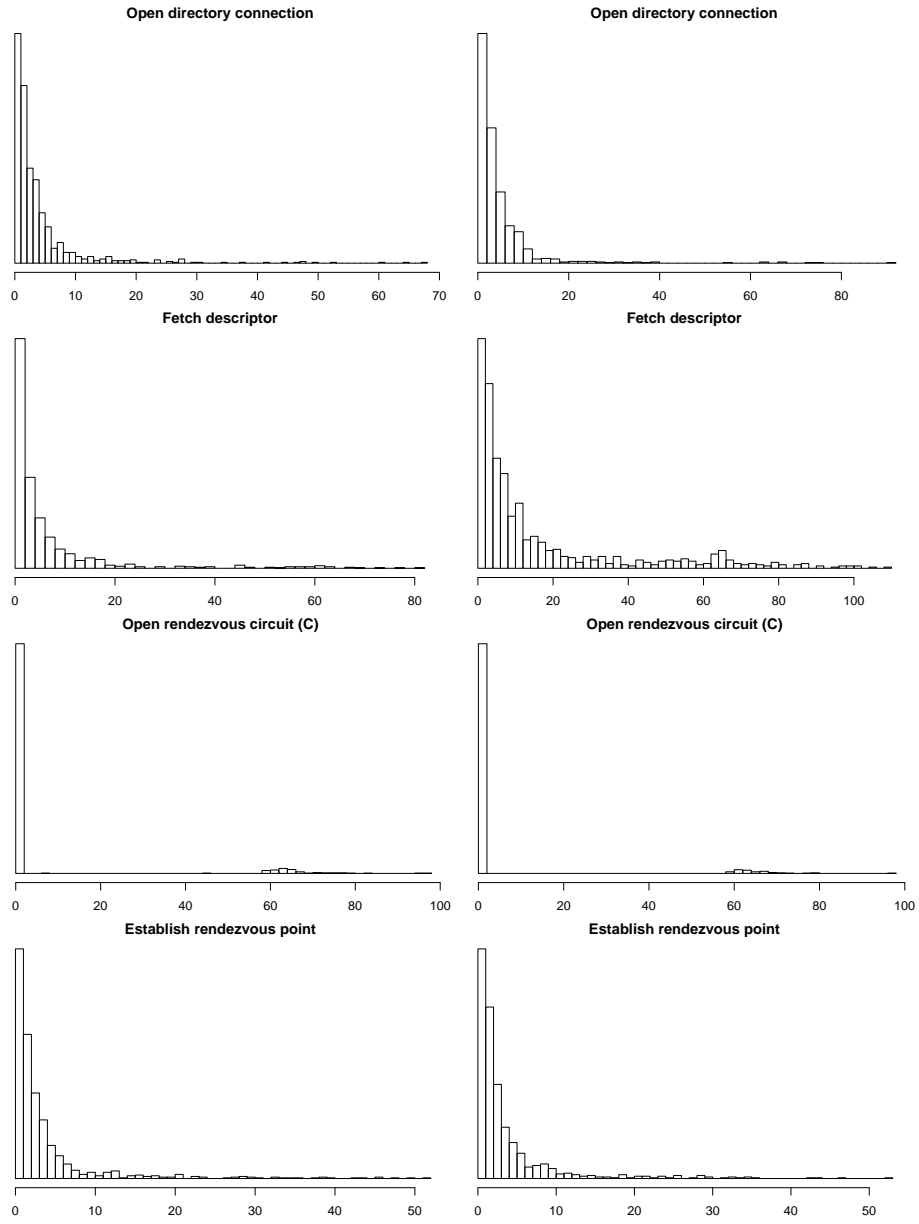


Figure 4: Comparison of connection establishment substeps between Jun (left) and Dec (right) – part 1

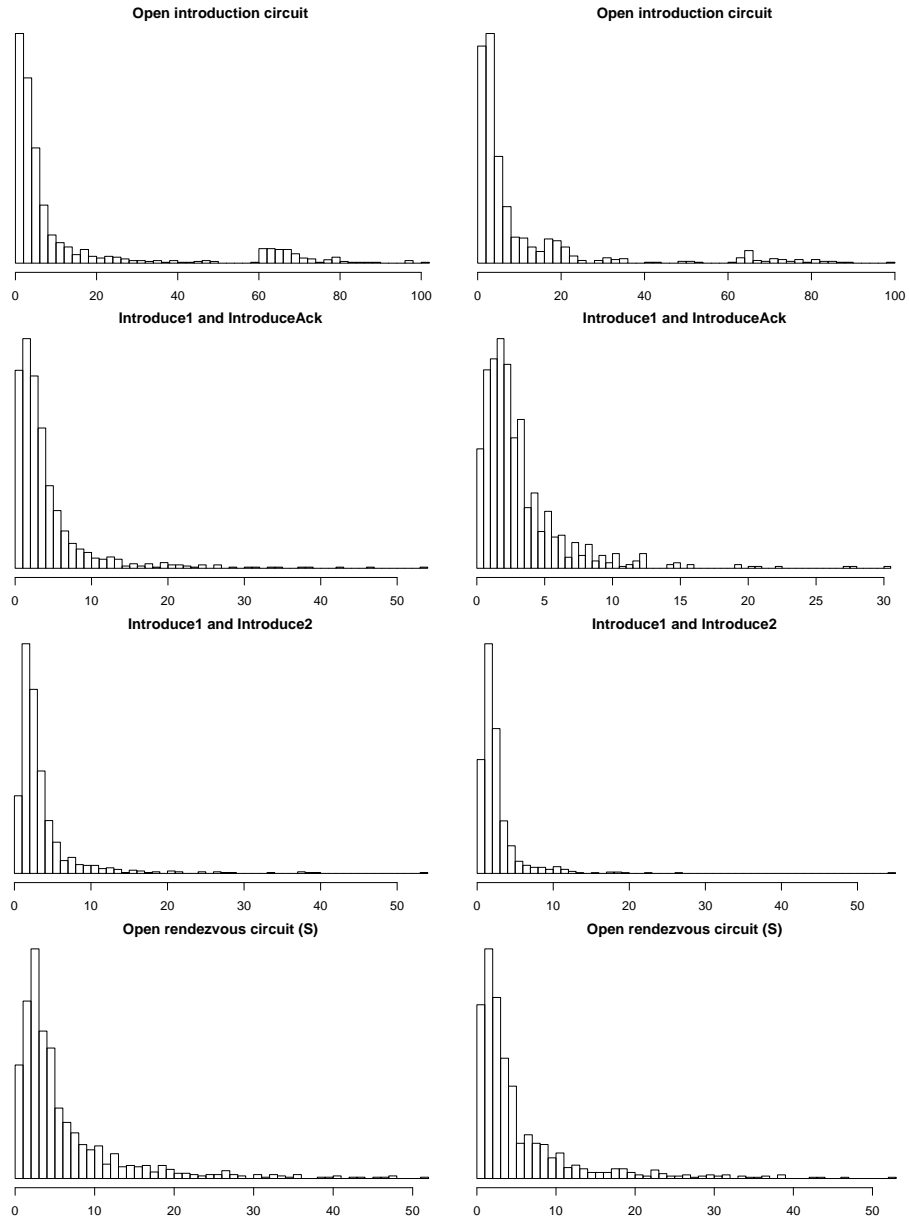


Figure 5: Comparison of connection establishment substeps between Jun (left) and Dec (right) – part 2

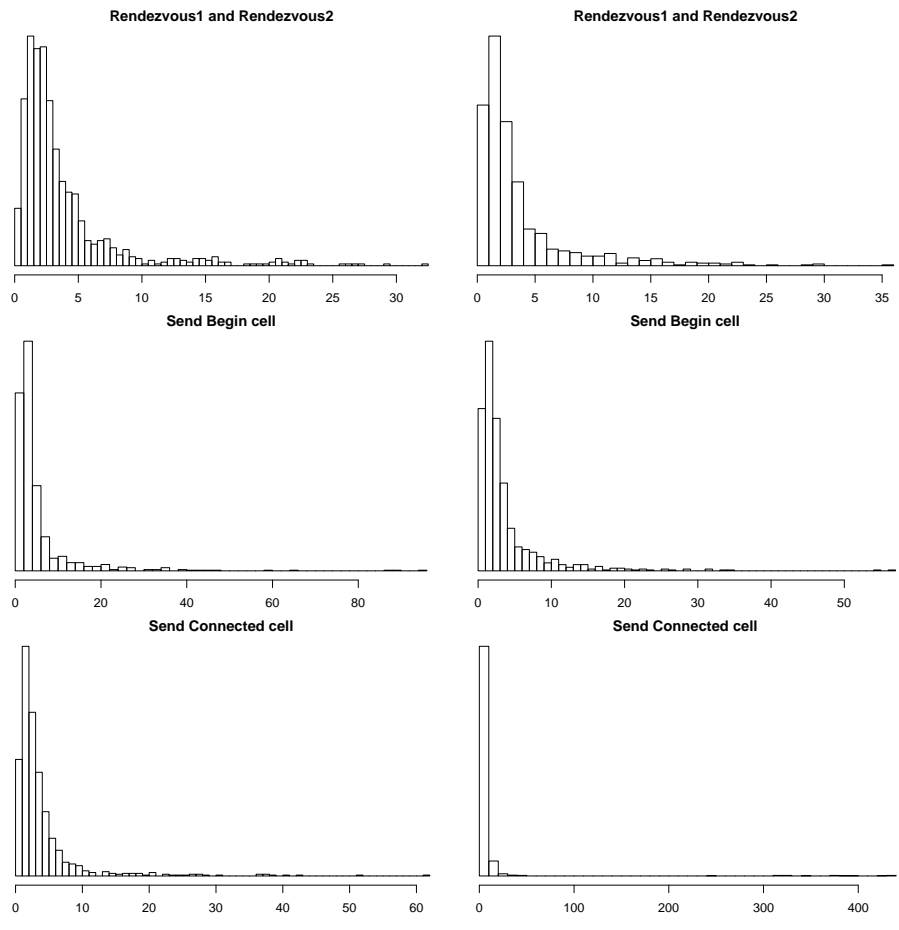


Figure 6: Comparison of connection establishment substeps between Jun (left) and Dec (right) – part 3